 AIRBUS TRAINING <b>A320</b> SIMULATOR FLIGHT CREW OPERATING MANUAL	<b>WATER / WASTE</b>	1.38.00	P 1
	<b>CONTENTS</b>	SEQ 001	REV 23


**38.00 CONTENTS**

**38.10 DESCRIPTION**

- GENERAL . . . . . 1
- POTABLE WATER . . . . . 2
- WASTEWATER SYSTEM . . . . . 3
- TOILET SYSTEM . . . . . 4

**38.20 ELECTRICAL SUPPLY**

- BUS EQUIPMENT LIST . . . . . 1

 AIRBUS TRAINING <b>A320</b> SIMULATOR FLIGHT CREW OPERATING MANUAL	<b>WATER WASTE</b>	1.38.10	P 1
	DESCRIPTION	SEQ 001	REV 23

**GENERAL**

The water and waste system :

- distributes potable water to the toilets and the galleys.
- disposes waste water.
- stores toilet wastes.

The system is insulated to prevent water leaks and ice build up.

The water and waste control panel is on the forward cabin attendant's panel.



## POTABLE WATER

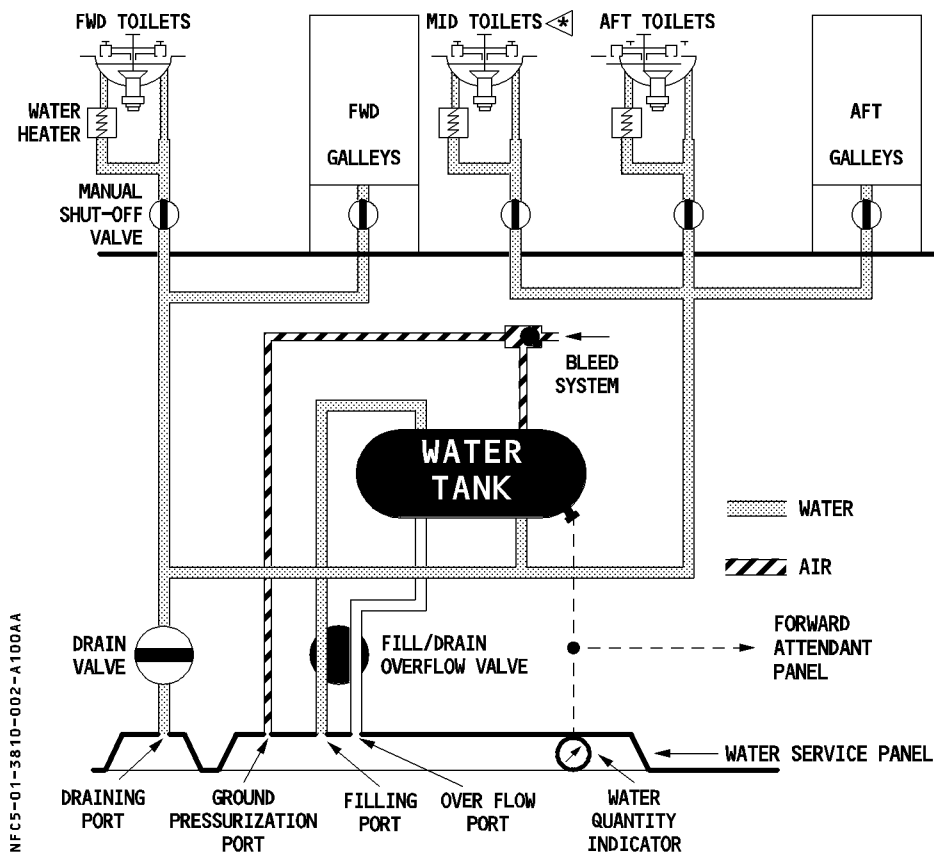
Potable water is stored in a 200-liters tank in front of the wing box behind the forward cargo compartment.

While airborne, the aircraft uses bleed air to pressurize the water system ; on the ground it uses air from the service panel pressure port.

Potable water is piped to the galleys and lavatories. Manual shutoff valves isolate the forward, mid and aft washbasins from the water system. These valves, easily identifiable by OPEN and SHUT legends, are under washbasins or toilet bowls.

The system can be filled or drained from the service panel at the bottom of the fuselage. Indicators on the forward attendant's panel and the aft service panel show how much water the water tank contains.

### FOR INFO





## WASTEWATER SYSTEM

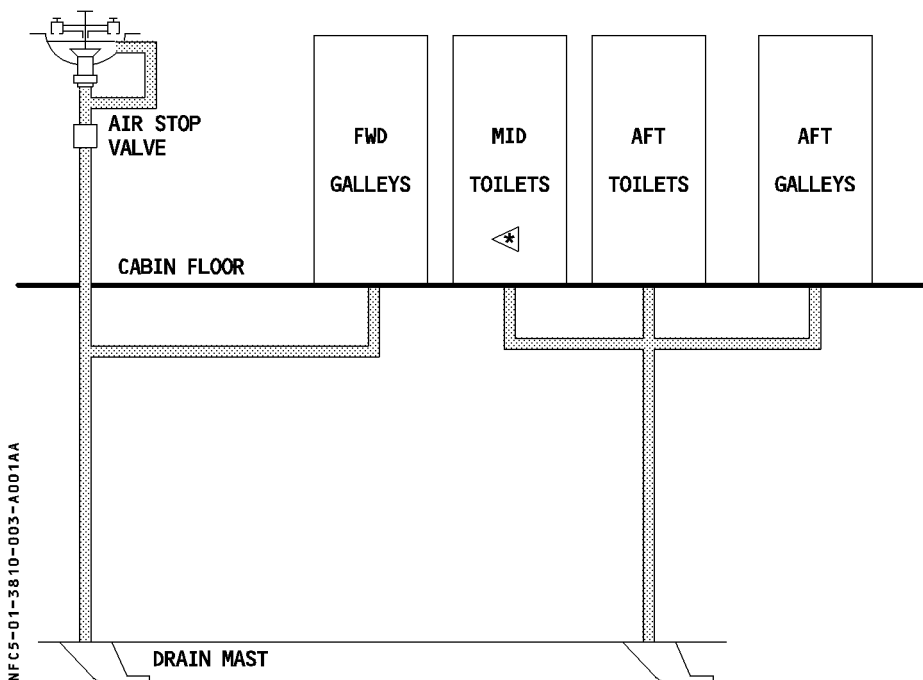
Wastewater from the galleys and from the sinks in the lavatories drains overboard through two anti-iced drain masts.

The forward mast drains wastewater from the forward cabin; the aft mast drains it from the aft cabin.

Differential pressure discharges the wastewater in flight, and gravity does so on the ground.

**FOR INFO**

### FWD TOILETS



**TOILET SYSTEM**

Differential pressure forces waste from the toilet bowls into the waste storage tank. On ground, and at altitudes below 16000 feet, a vacuum generator produces the necessary pressure differential.

Clear water from the potable water system flushes the toilets.

A flush control unit, within each toilet, controls the flush sequence.

R In case of an electrical failure in the flush valve, personnel can use a manual flush control under the toilet bowl.

The Vacuum System Controller (VSC) furnishes operational information, such as the waste level in the storage tank, to the Flight Attendants' panel, and maintenance information and a test program to the Centralized Fault Display System.

*Note : To restart an inoperative toilet, a Flight Attendant may attempt to reset the VSC as follows :*

*VACUUM SYS C/B (on 2001 VU, aft cabin C/B panel) . . . . . PULL for 30 seconds.*

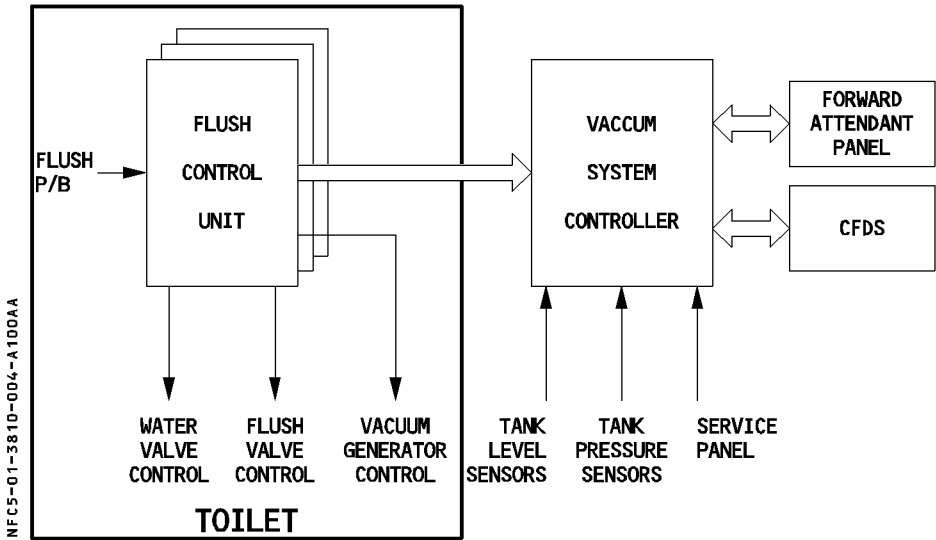
*VACUUM SYS C/B (on 2001 VU, aft cabin C/B panel) . . . . . PUSH*

The waste tank has a usable capacity of 170 liters.

Ground personnel services the waste tank via a single service panel under the fuselage.

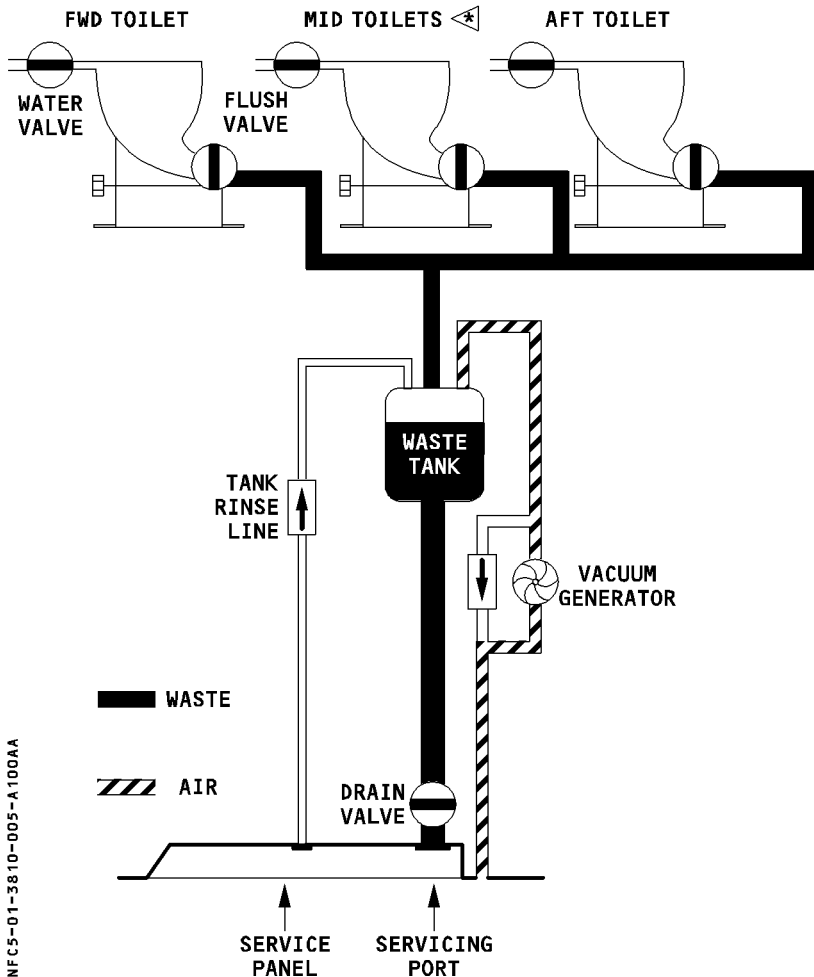
A manual shut-off valve isolates an inoperative toilet.

**ARCHITECTURE**





**SCHEMATIC**





<b>BUS EQUIPMENT LIST</b>
---------------------------

	NORM			EMER ELEC		
	AC	DC	DC BAT	AC ESS	DC ESS	HOT
POTABLE WATER SYS		GND/FLT				
WATER HEATER	AC2					
WATER DRAINING		GND/FLT				
VACUUM GENERATOR	AC2					
PRESSURIZED WATER SYS	AC2					
FLUSH CONTROL UNITS		GND/FLT				
VACUUM SYS CONTROLLER		GND/FLT				