

ENGINE START FAULT



- EGT OVERLIMIT



PF

PNF

1. ENG 2 START FAULT

...Apply before start procedure

...Start engine 2

DETECTION

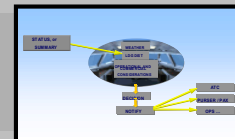
ECAM ACTIONS

ECAM PROCEDURE 

SYSTEM DISPLAY

STATUS

DECISION

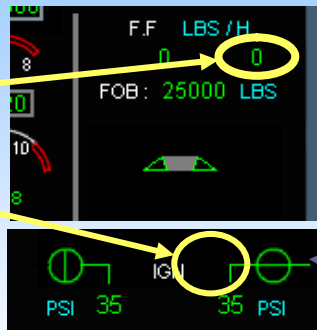


COMMUNICATES

ACTIONS PERFORMED BY THE FADEC

The FADEC automatically :

- shuts off the fuel
- turns off the ignition

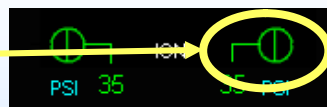


Note: The start valve remains open

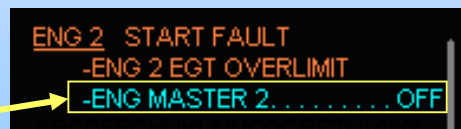
The FADEC automatically performs an *auto crank*...



...then, closes the start valve



Once the dry crank is completed, the ECAM asks the pilot to confirm the automatic start abort by setting ENG MASTER 2 to OFF.



ECAM PROCEDURE




➤ Do not interrupt the FADEC protective actions

The FADEC automatically abort the start sequence



The fault light turns off when the engine master switch is set to OFF



DECISION



Review FCOM 3.02 procedure (If time permits)

Then, 2 options :

- Ask for appropriate maintenance actions
- Perform a new start attempt (prefer manual start procedure)



Starter engagement is limited in time and in number of successive attempts :



- No engagement of the starter when the N2 is above 10%